

December 2, 2011

# Northeast Needs Assessment

# Community Adaptation

## Model Communities/Regions Working on Adaptation Issues

- Keene NH
- Seabrook NH
- Sunapee Region NH
- Groton CT
- NYC
- Chicago
- Seattle
- Kings County WA
- Miami Dade County
- New Orleans
- Toronto
- London

CLEAN  
AIR



COOL<sup>®</sup>  
PLANET

# Needs Assessment

## Goal

*To better understand the challenges communities and governments in the Northeast face at the state, local and regional level as they work to prepare their communities for a changing climate*

## Climate Preparedness Definition

*Planning and actions that communities and governments can take in order to reduce their vulnerability to, and the future costs associated with potential impacts of climate change, such as extreme weather events and/or sea level rise.*

## Distribution of Survey

- 36 Local Gov't's
- 11 Regional
- 16 State
- Mass Planners listserve
- NJ Adaptation Working Group
- APA State Chapters
- APWA State Chapters

CLEAN  
AIR



COOL<sup>®</sup>  
PLANET

# Who responded?

	Local	State	Regional	Total
CT	6	1	1	7
RI	2	2	NA	3
NH	4	1	1	5
ME	2	1	2	3
MA	14	0	2	16
NJ	4	1	2	6
NY	2	1	0	3
VT	0	0	0	0
Total	34	7	8	43

- **Over half are from planning and environmental departments**
- **51% are coastal communities, 35% inland, and 31% are located on a major river**

# Survey Organization

- General adaptation work in your community, state or region
- How will climate change impact you?
- What are your needs?
  - Technical Needs
  - Education and Outreach
  - Financial

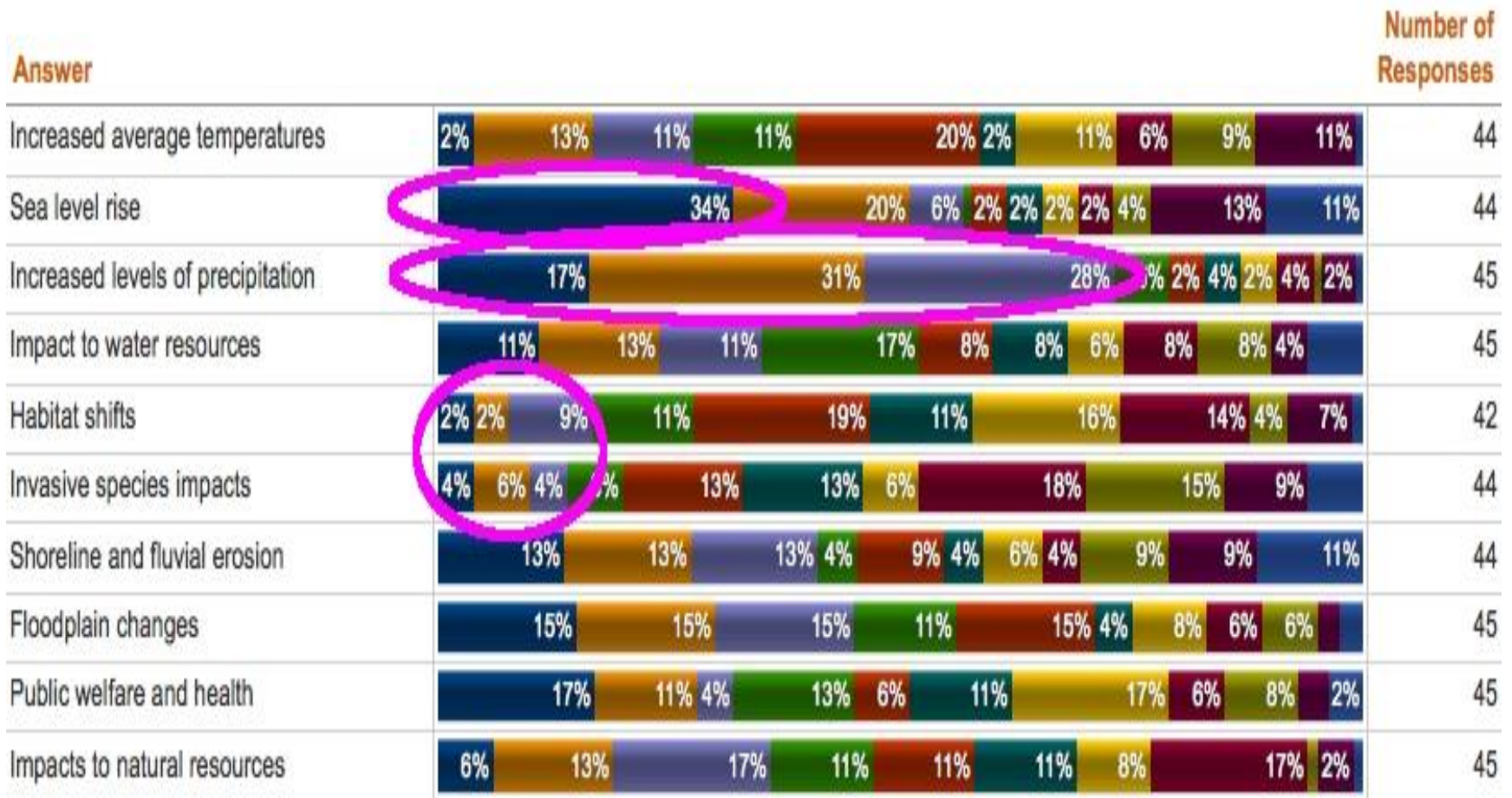


# Adaptation Work – Key Findings

- **Planning and Environmental departments are the most involved with climate preparedness work**
- **29% are in the process of creating an adaptation/climate preparedness plan**
- **All but two are being assisted with adaptation work**

Answer	0%	100%	Number of Responses
Regional Government/Agency			<a href="#">19</a>
Federal Agency/Program			<a href="#">10</a>
State Agency/Program			<a href="#">19</a>
Non-profit Organization			<a href="#">13</a>
Civic organization or community group			<a href="#">6</a>
Other ( <a href="#">View all</a> )			<a href="#">14</a>
<b>Totals</b>			<b>40</b>

# Climate Impacts



# Technical Needs

Answer		Number of Responses
Updated Floodplain Maps	22% 15% 7% 7% 7% 10% 7% 12% 5% 5%	40
Infrastructure Vulnerability Assessments	36% 19% 12% 14% 7% 2% 2% 2% 2%	41
Creating Adaptation Plans	17% 12% 15% 10% 15% 10% 5% 5% 2% 2% 2%	39
Hazard Mitigation Planning	12% 7% 12% 12% 10% 17% 15% 5% 2% 2%	39
Emergency Management Planning	5% 5% 5% 20% 10% 10% 15% 15% 10% 2% 2%	40
Climate Adaptation Master Planning or Planning	15% 20% 7% 10% 15% 12% 5% 7% 2% 2%	39
Climate Impact Assessments	12% 17% 25% 15% 10% 2% 5% 2% 5% 2% 2%	40
Meeting Facilitation	8% 5% 2% 5% 2% 13% 10% 18% 24% 8%	37
Local Climate Science/Data	12% 15% 22% 10% 7% 2% 5% 10% 10% 2% 2%	40
Other (write in comment space)	27% 9% 9% 9% 9% 9% 27%	11

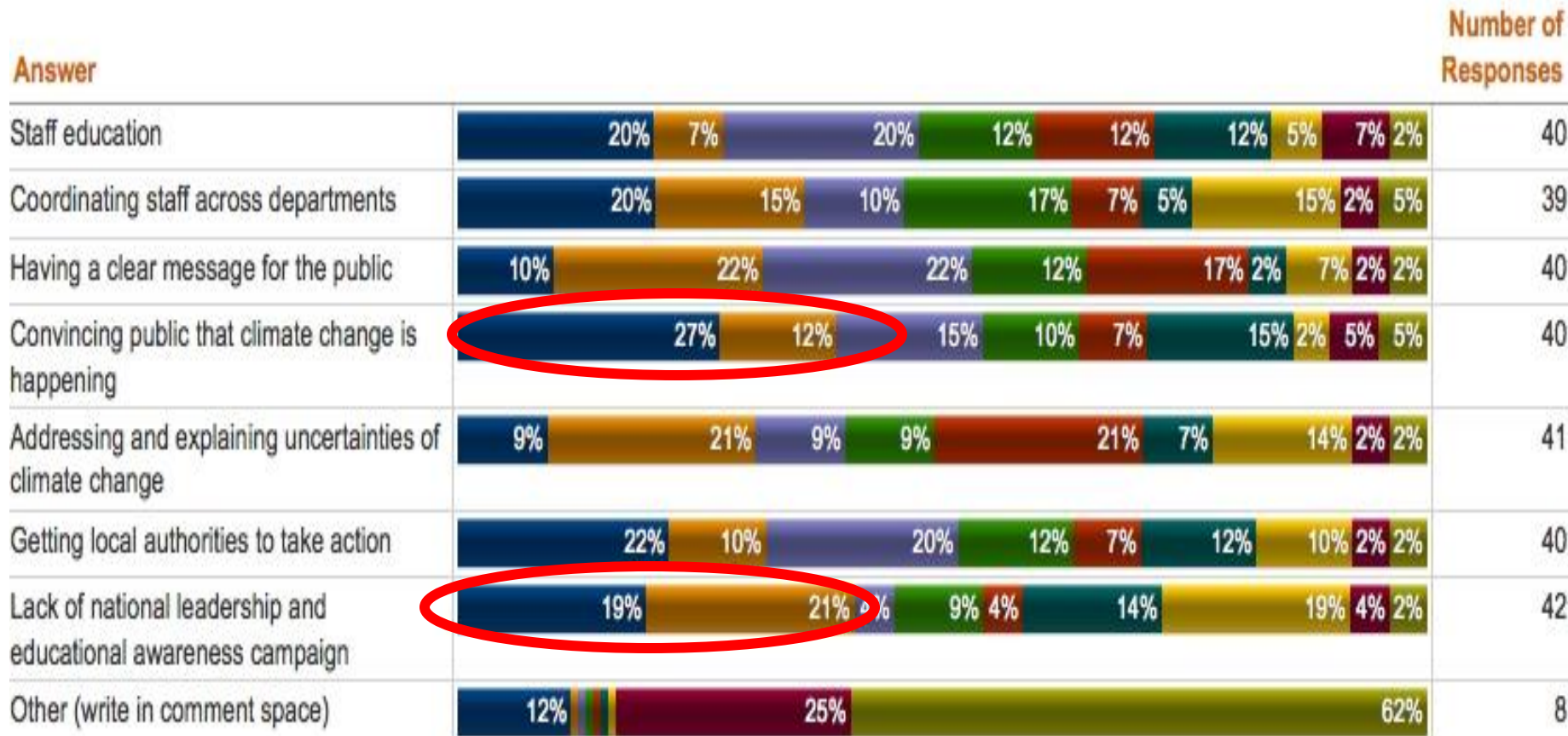


# Technical Needs

## CONCLUSIONS

- **Communities want to know how they will be impacted by climate change**
- **Other needs include:**
  - Coordination of state, federal and regional efforts
  - Outreach to towns
  - Decisions-making information. Have data, what next?

# Education/Outreach Needs

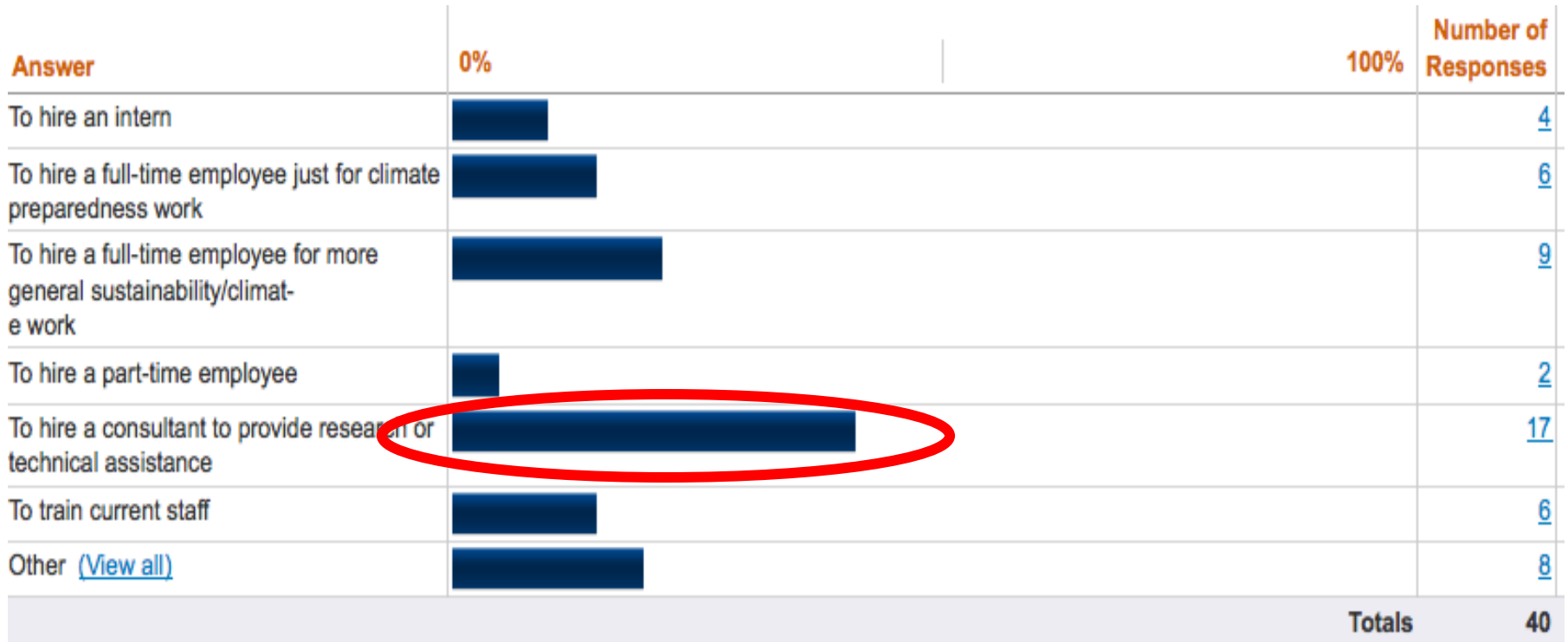


## CONCLUSIONS

- **Educating local officials and the public is an important priority**
- **So is knowing who is doing what, what resources are available and where to get them (coordination)**



# Financial Assistance Needs



# Final Question

Do you feel that your government is "stuck" at some level of addressing climate change adaptation? If so, please describe why that is and what ONE thing would be most useful in moving adaptation work forward.





CLEAN

AIR



COOL

PLANET

[www.cleanair-coolplanet.org](http://www.cleanair-coolplanet.org)

**Christa Daniels, AICP**

**Manager, State and Local**

**Government Program**

**603. 422-6464**

**[cdaniels@cleanair-coolplanet.org](mailto:cdaniels@cleanair-coolplanet.org)**